PLAY SAFE® triple

Playsafe triple

Vergleich von Playsafe triple und Playsafe heavy-pro

Playsafe heavy-pro

PLAY SAFE®

ERKODENT®

Aufbau Playsafe triple:

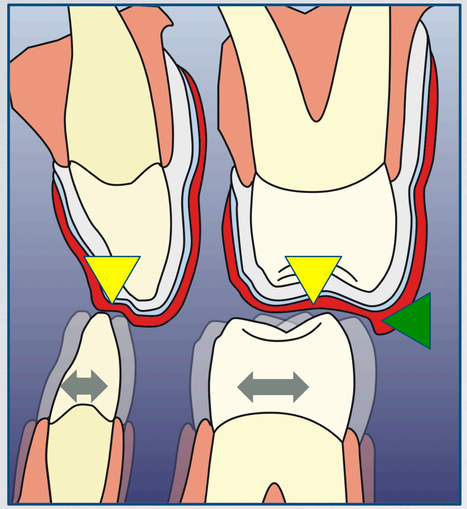

Einmal die dreischichtige Playsafe triple Folie wie empfohlen tiefziehen.
Es entsteht dabei das bukkale Schild ◀ als Schutz gegen laterale Schläge und eine Artikulations-fläche ▼ für freie Beweglichkeit ↔ des Unterkiefers.

Playsafe triple Folie 5,5 mm, vorlaminiert:

Erkoflex 2,5 mm, weich • Erkoflex 2,0 mm, weich

*Triple layer 1,0 mm, hart

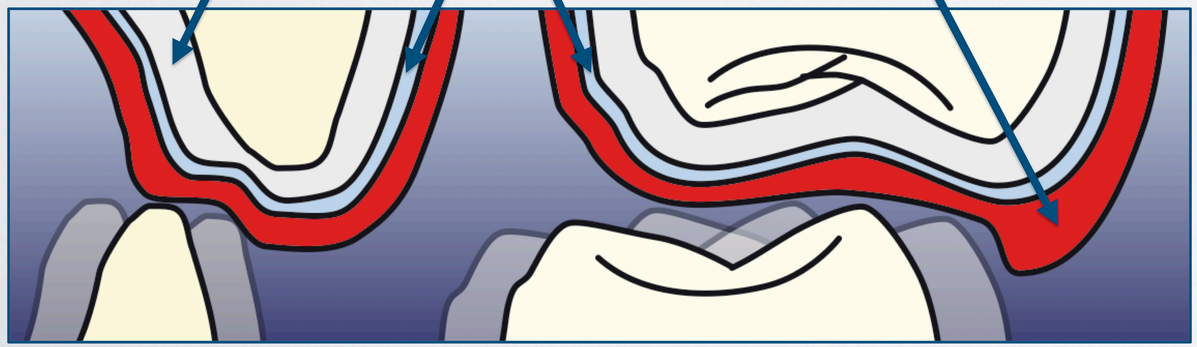

*Triple layer, COC (cyclo-olefin-copolymer)

Aufbau Playsafe heavy-pro:

Eine Schicht nach der anderen tiefziehen.
Erstens Erkoflex 2.0 mm, weich,
Zweitens Erkodur-S 0.8 mm, hart,
Drittens Erkoflex 4.0 mm, weich.
Das bukkale Schild ◀ und die Artikulationsfläche ▼ werden anschließend eingeschliffen.

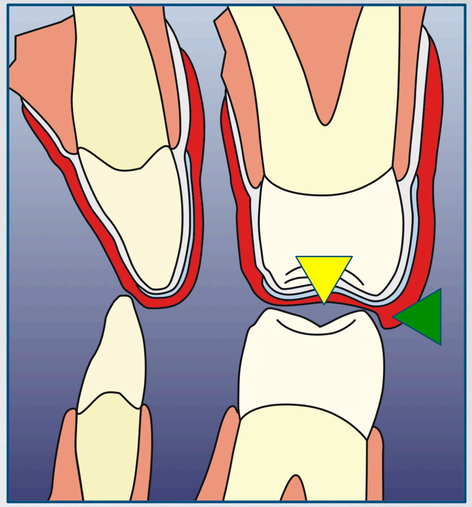

Erkoflex 2,0 mm, weich • Erkoflex 4,0 mm, weich

Erkodur-S 0,8 mm, hart

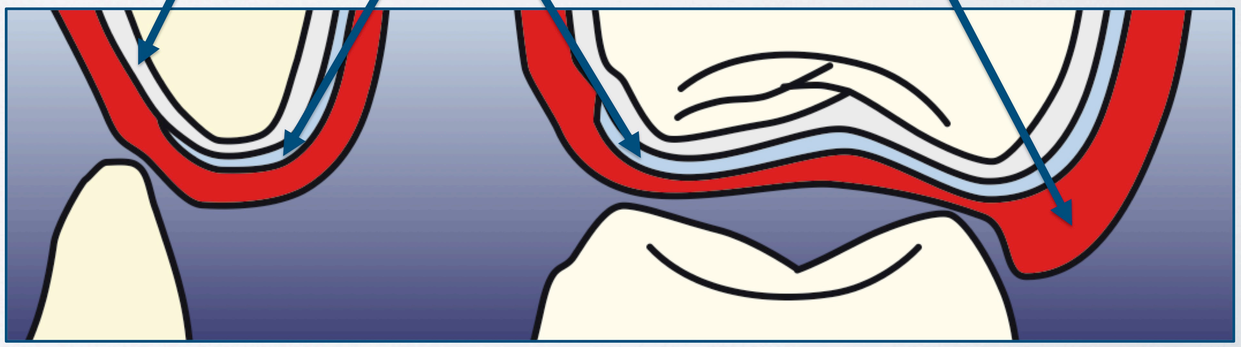

ERKODENT®

PLAY SAFE® triple

Vergleich von Gewicht, Volumen und inzisaler Stärke an Zahn 21

PLAY SAFE® heavy-pro

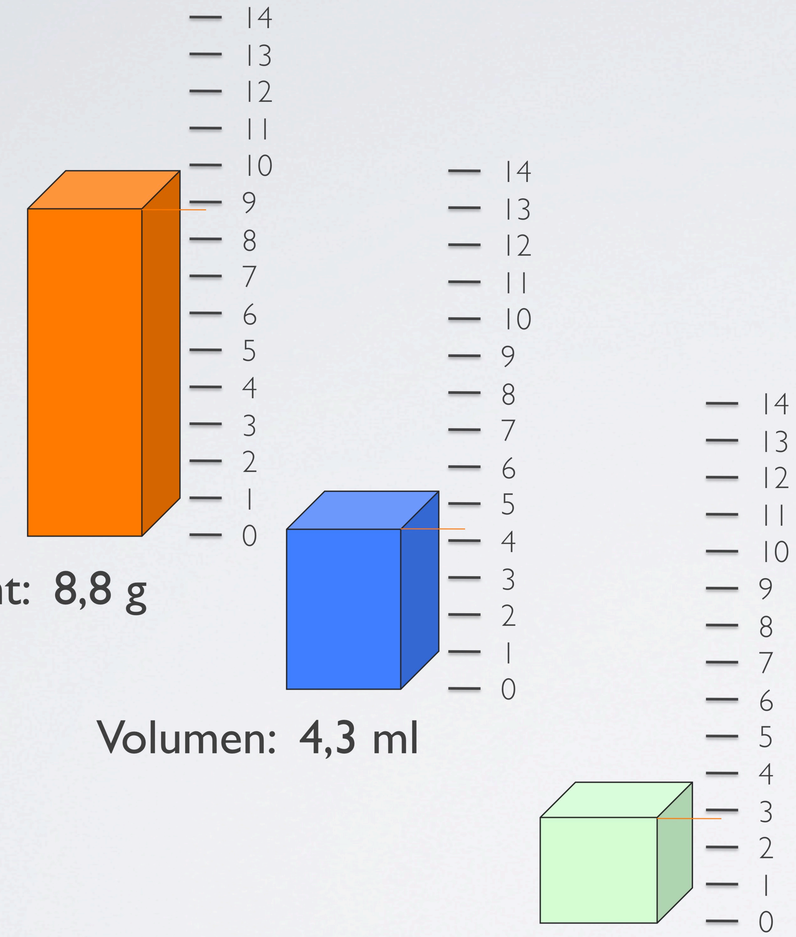

Gewicht: 8,8 g

Volumen: 4,3 ml

Ø 3 Messwerte: 2,8 mm
inzisale Stärke an Zahn 21





Gewicht: 13,0 g

Volumen: 7,4 ml

Ø 3 Messwerte: 3,5 mm
inzisale Stärke an Zahn 21

ERKODENT®

PLAY SAFE® triple

PLAY SAFE® heavy-pro

Vergleich: benötigte Kraft zur Verformung von 1,25 und 2,0 mm

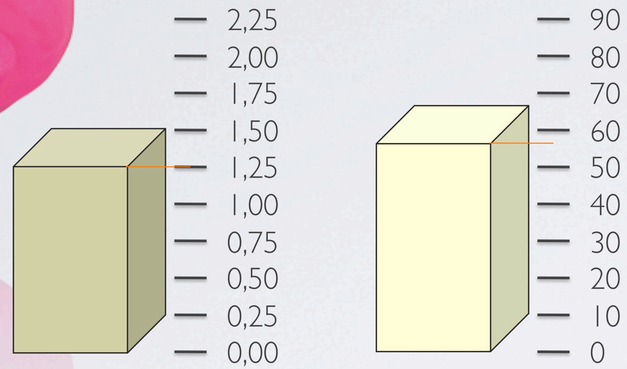

Verformung 1,25 mm • Kraft 57 N





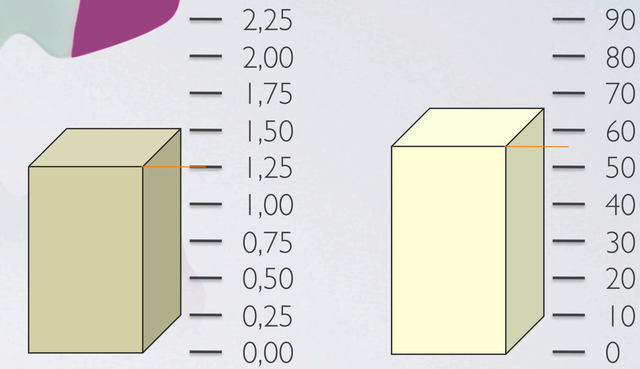

Verformung 1,25 mm • Kraft 56 N

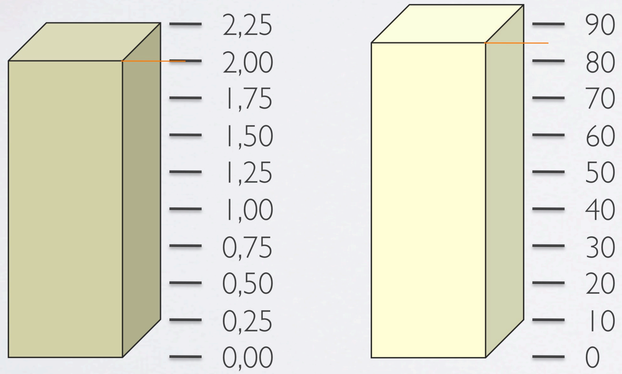

Verformung 2,0 mm • Kraft 85 N

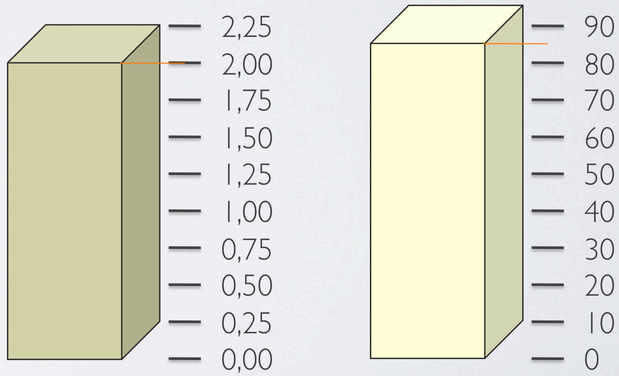

Verformung 2,0 mm • Kraft 86 N

ERKODENT®

PLAY SAFE® triple

PLAY SAFE® heavy-pro





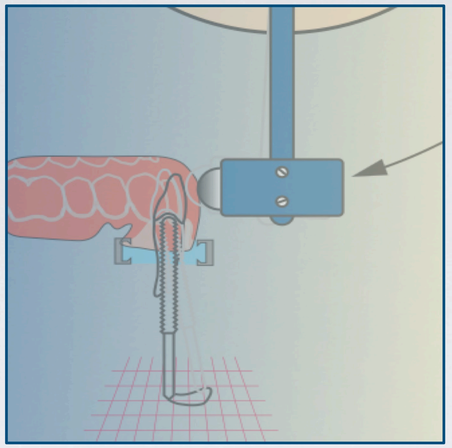





Der Pendeltest misst die Verformung an Zahn 21 und 26. Die Kraftverteilung und -absorption kann daraus berechnet werden.

Vergleich der Verformung Zahn 21/26
Ø verschiedener Messwerte

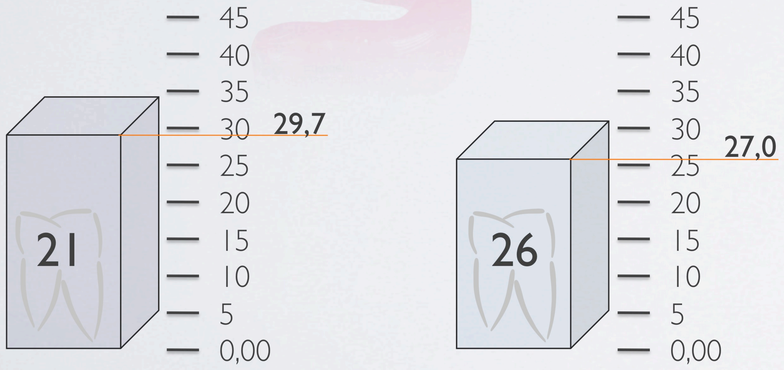

Verformung in mm* • Pendelmasse 1,5 Nm (637 g)

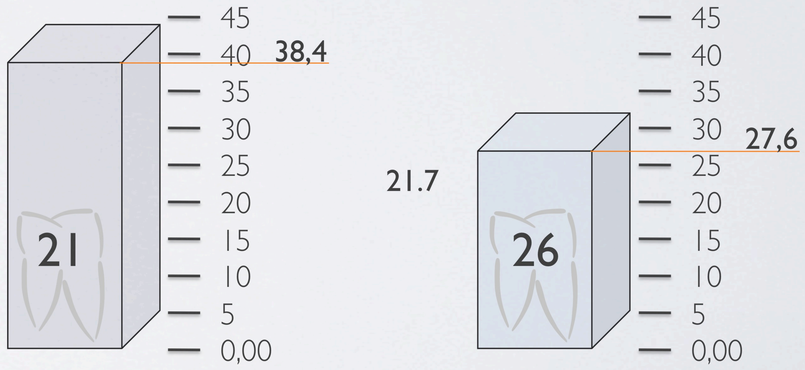

Verformung in mm* • Pendelmasse 1,5 Nm (637 g)

* um besser unterscheiden zu können, wurden die Auslenkungen mit virtuell verlängerten Wurzeln gemessen.

ERKODENT®
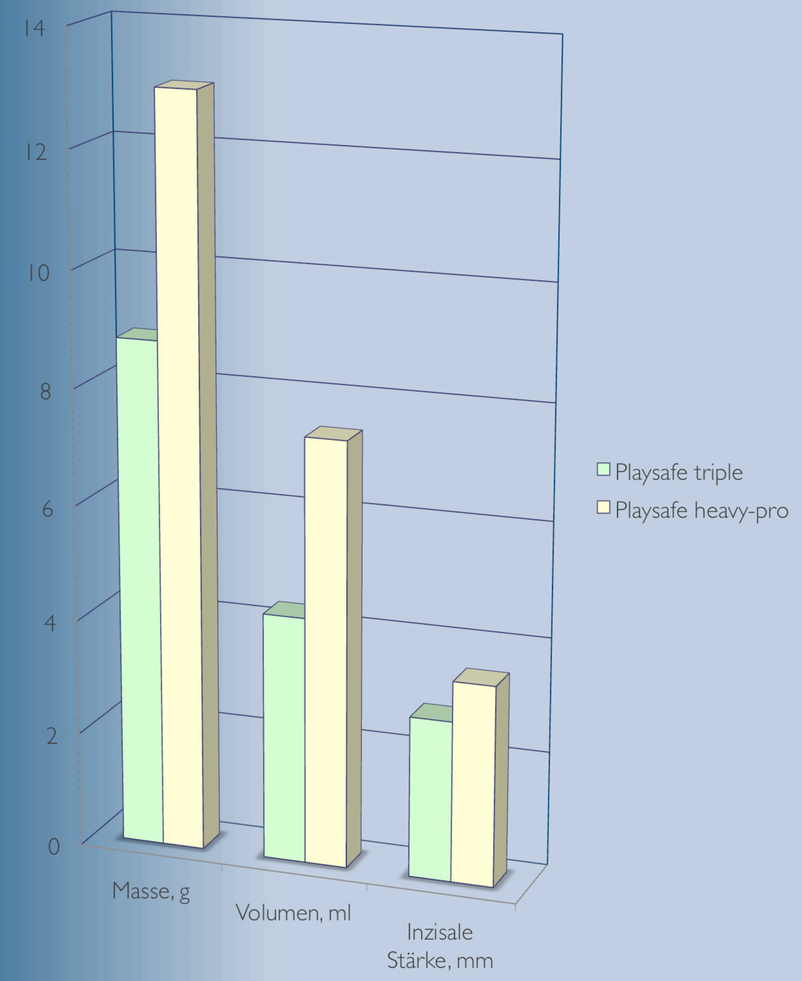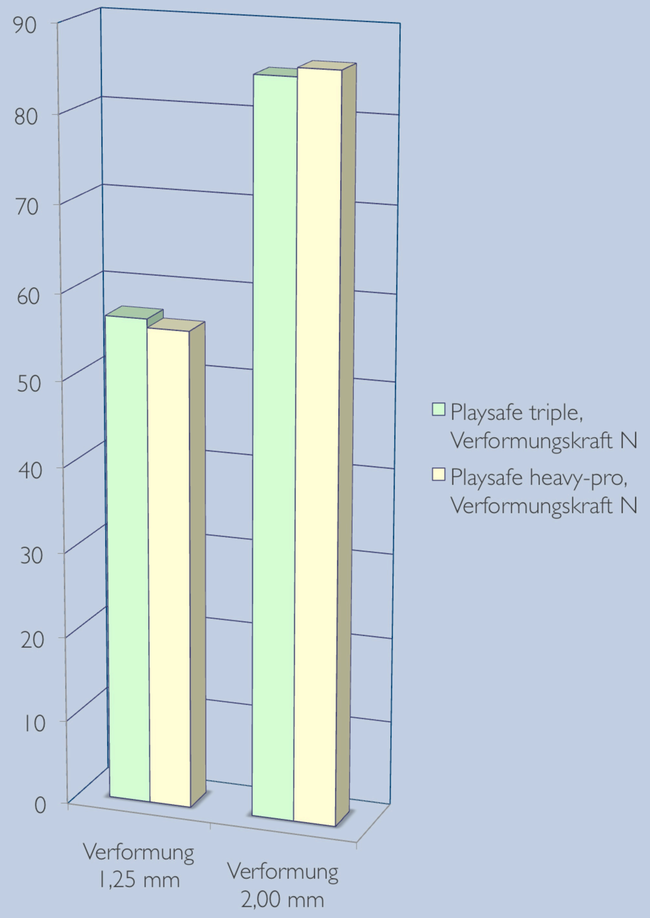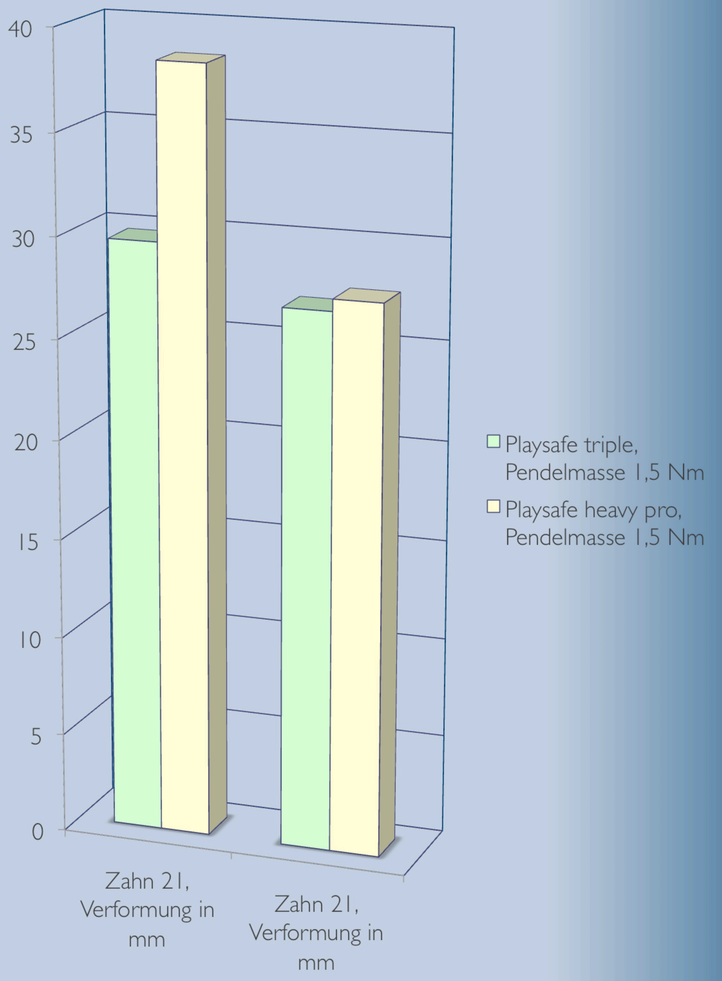
Vergleichszusammenfassung